









Asking for Direction

	Excuse me! Can you help me?	
	Yes, of course.	

	I'm trying to find Taipei World Trade Centre. I must be near, but I've no idea where it is.	
	This is very simple. You go straight, and then you turn left at the next set of traffic light.	

	OK, so I go straight, and then I turn left at the next traffic light?	
	That's right, you will see the World Trade Centre as soon as you turn.	

	Thank you very much for your help!	
	You're welcome.	

Asking for directions is the first thing we do when we arrive to a different country. Knowing how to ask for them make our life much easier! Here are some tips you can use when you need to get from one place to another. Be polite and friendly. Use words like "hello", "excuse me" and "thank you". Try to find the exact name of the place you want to go to. Build your vocabulary. Learn useful words like block, intersection, street, and square. Get to know the transportation system used in the place you visit. Learn important landmarks, like the Eiffel Tower or the Louvre. Don't be afraid and enjoy exploring a new city!

